



SMART ACCESS PRODUCTS

PRODUCT QUICK GUIDE
2024



CONTENTS

ACCESS CONTROL

Access Controller

Accessories



01



VIDEO INTERCOM

Villa Door Station

Apartment Door Station

Indoor Station



LPR CAMERA



SPEED GATE

Swing Barrier

Tripod



VIDEO INTERCOM

Video intercom products are used for building intercom systems, visualizing the intercom function for users to enjoy a better experience.






FEATURE



- Supports mobile control
- Infrared illumination (low-light operation)
- Power over Ethernet (POE) supply
- Integrated with security cameras

VIDEO INTERCOM KIT



Video Intercom

Model	OEU-201B-HMK-W	OEU-201S-HMK-W	OEU-202S-HMK2	OEU-202S-HMK4	OEU-301S-HMKA
Appearance					
Casing	Plastic	Metal	Metal	Metal	Metal
Vandal-resistant	/	IK08	IK08	IK08	IK08
Camera	2MP	2MP	2MP	2MP	2MP
FOV	H:124 V:67	H:124 V:67	H:124 V:67	H:124 V:67	H:124 V:67
WDR	Digital	Digital	Digital	Digital	Digital
Card Capacity	2,000	10,000	10,000	10,000	10,000
Wi-Fi	Support	Support	/	/	/
TAMPER	1	1	1	1	1
Exit Button	2	2	2	2	2
RS-485	1	1	1	1	1
Wiegand	0	0	1	1	1
TF Card	1	1	1	1	0
Alarm Output	0	0	0	0	2
Lock Control	2	2	2	2	2
Door Contact Input	2	2	2	2	2
PoE	Standard PoE	Standard PoE	Standard PoE	Standard PoE	Standard PoE
Protective Level	IP65(Apply silica gel to gaps between the device and the wall)				
Working Temperature	-30°C to 60°C	-30°C to 60°C	-40°C to 60°C	-40°C to 60°C	-40°C to 60°C

Model	OEI-371S-H-W	OEI-372S-H-W
Appearance		
Casing	Plastic	Plastic
Screen	TFT	TFT
Resolution	1024*800	1024*800
Wi-Fi	yes	yes
RS485	1	1
Alarm Input	8	8
Alarm Output	2	2
PoE	Standard PoE	Standard PoE

ACCESS CONTROLLER

Loyal Guardian of Your Access Control

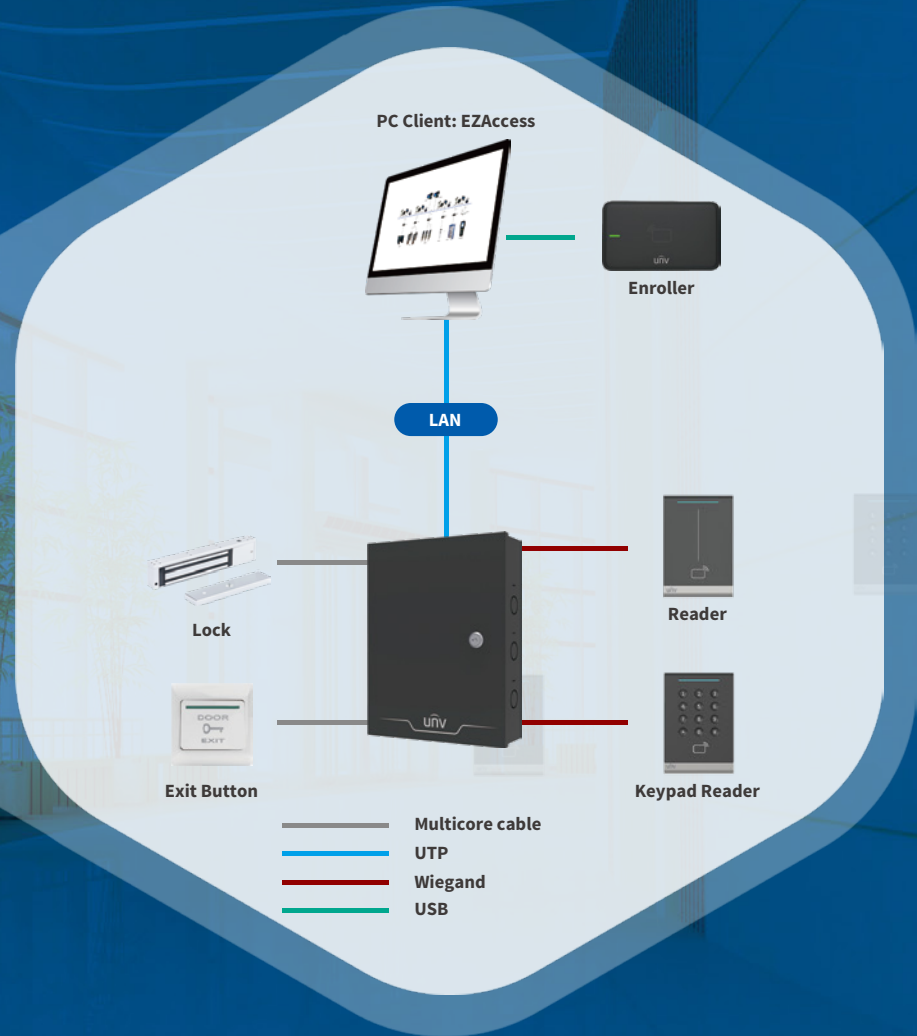
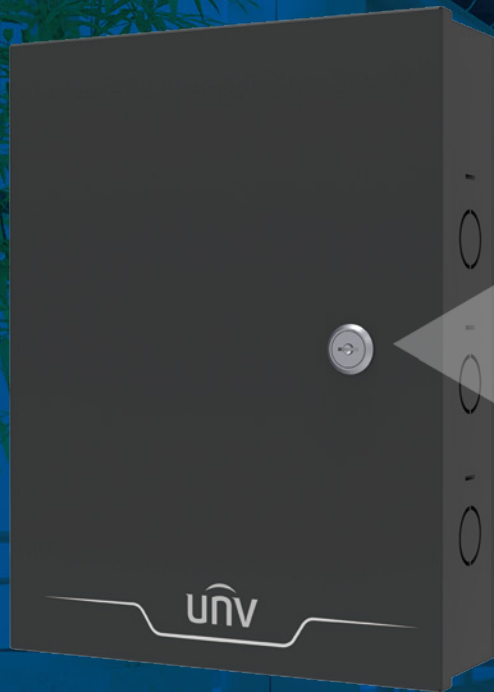
INTRODUCTION

As a result of Uniview's excellent hardware design ability, access controller is perfect stable and reliable, ready for uninterrupted operation. It has abundant interfaces for integration with various devices as users requirements, such as readers, locks, etc. It can be widely applied in different industries with its high adaptability.




PRODUCTS

- 1, 2, 4 door access controller
- Abundant standard interfaces, including lock, exit button and door contact
- Wiegand 26/34 supported, ready for 3rd party reader
- Free management software ready
- Support fire alarm linkage

TYPICAL APPLICATION SOLUTION



Access Controller

Model	OER-SR12	OER-SR22	OER-SR42
Appearance			
Card Capacity	42,000	42,000	42,000
Password Capacity	42,000	42,000	42,000
Event Capacity	200,000	200,000	200,000
Communication	Ethernet interface	Ethernet interface	Ethernet interface
Interfaces	Wiegand×2, Door Contact×1, Lock×1, Exit Button×1	Wiegand×4, Door Contact×2, Lock×2, Exit Button×2	Wiegand×8, Door Contact×4, Lock×4, Exit Button×4
LED Indicator	Power supply status System status Reader status Network status	Power supply status System status Reader status Network status	Power supply status System status Reader status Network status
Power Supply	100-240 VAC, 50Hz or 60 Hz	100-240 VAC, 50Hz or 60 Hz	100-240 VAC, 50Hz or 60 Hz
Working Environment	-10℃ to +65℃	-10℃ to +65℃	-10℃ to +65℃
Application Environment	Indoor	Indoor	Indoor
Dimension (L×W×H)	305mm×235mm×76mm	305mm×235mm×76mm	305mm×235mm×76mm

ACCESSORIES

Various Products Are Ready for Every Requirement


INTRODUCTION

Uniview is devoted to providing complete access control solutions, including readers, enroller, electric locks and other access control accessories to meet the different application needs. And thanks to Uniview good supply chain quality control, accessories products are reliable and durable, able to realize long-term stable operation.


PRODUCTS

- Card
- Reader
- Enroller
- Lock
- Exit Button
- Door closer


Card

Model	OEK-M11
Appearance	
Description	IC card, 200 PCS
Standard	ISO/IEC 14443A
Sensing Frequency	13.56 MHz
Function	Read and Write
Sensing Distance	≤10 cm
EEPROM	1K Byte 10 years data storage ≥100,000 writing times
Temperature	-20℃ to +50℃
Material	PVC
Color	White
Dimension	85.5mm×54mm




Reader

Model	OEC-R3H-M	OEC-R3H-MK
Appearance		
Description	IC card reader	IC card reader
Reading Frequency	13.56 MHz	13.56 MHz
Reading Range	≤100 mm	≤100 mm
Shell Material	PC+ABS	PC+ABS
Communication Mode	Wiegand	Wiegand
Audio Alert	Beeper	Beeper
Power	12 VDC	12 VDC
Power Consumption	≤2 W	≤2 W
LED Indicator	Power Indicator; Status LED Indicator	Power Indicator; Status LED Indicator
Operating Temperature	-30°C~65°C	-30°C~65°C
Operating Humidity	10% to 90% (Non Condensing)	10% to 90% (Non Condensing)
Protection Level	IP 65	IP 65
Dimensions (L×W×H)	128 mm × 88 mm × 23 mm	128 mm × 88 mm × 23 mm
Installing Method	Applied for 86/120 Gang Box	Applied for 86/120 Gang Box





Enroller

Model	OEC-W2D-M
Appearance	
Description	IC card enroller
Card Reading Frequency	13.56MHz
Card Type	Standard IC Card
Protocol	ISO 14443 Type A/Type B
Interface	USB 2.0
LED Indicator	Power Indicator: Status LED
Working Temperature	Indicator
Working Current	-30°C~65°C
Dimensions (L×W×H)	5V DC, 200 mA
System	110 mm × 65 mm × 24 mm







Exit Button






Model	OEP-GP2	OEP-GP6	OEP-GM5	OEP-GM6-R
Appearance				
Description	Plastic exit button	Emergency break glass	Metal exit button	Detection exit button
Output Contact	NO/COM	NO/COM	NO/COM	NO/NC/COM
Structure	Plastic	Plastic	Stainless Steel	Stainless Steel
Working Humidity	0 to 95% (relative humidity)	0 to 95% (relative humidity)	0 to 95% (relative humidity)	0 to 95% (relative humidity)
Working Temperature	-30°C to +60°C	-30°C to +60°C	-30°C to +60°C	-30°C to +60°C
Dimensions (L×W×H)	86mm×86mm×36mm	86mm×86mm×50mm	86mm×86mm×32mm	86mm×86mm×29mm
Weight	0.09kg	0.1kg	0.117kg	0.15kg

Lock

Model	OEA-TL12	OEA-EL12	OEA-ES12-U	OEA-ES13-U
Appearance				
Description	Electric motor lock	Electric bolt lock	U-bracket of bolt lock, for OEA-EL12 (Special For Frameless Glass Door)	U-bracket of bolt lock, for OEA-EL12
Delay Duration	8s Optional	0?/3/6/9/12s Optional	-	-
Maximum Thrust	-	Polished and Brushed Stainless Steel, Support Thrust of 800kg	-	-
Secure	Power off for keeping current status	Power off for unlocking	-	-
Dimension of Plate (L×W×H)	128 mm×96mm ×35.5 mm	200 mm×42mm ×35 mm	-	-
Working Voltage	12 VDC-24 VDC	12 VDC	-	-
Working Current	300 mA (start up) 20 mA (stand by)	800 mA (start up) 150 mA (stand by)	-	-
Dimension of Strike (L×W×H)	99.5mm×35.5mm ×43.5mm	90.5mm×25.5mm ×1.6mm	-	-
Dimension of Bracket	-	-	70mm×44mm ×24.5mm	55mm×40mm×30mm
Material	Stainless Steel	Eco-friendly Zinc Electroplating Operated	Stainless Steel	Stainless Steel
Lifetime	500 thousand times of Locking operation	500 thousand times of Locking operation	-	-
Suitable Doors	Wooden door, metal door, fireproof door	Wooden door, glass door, Metal door, fireproof door	Fully Frameless Glass Door, Thickness of the Glass between 10~15 mm	Frameless glass door
Signal Output	Signal Output NO, NC, COM Contact of Door-status	Signal Output NC, COM Contact of Door-status	-	-
Working Humidity	0 to 95% (relative humidity)	0 to 95% (relative humidity)	0 to 95% (relative humidity)	0 to 95% (relative humidity)
Working Temperature	-30℃ to +60℃	-30℃ to +60℃	-30℃ to +60℃	-30℃ to +60℃
Weight	1.3kg	0.57kg	0.57kg	0.13kg

Lock







Model	OEA-ML12-280	OEA-ML22-280	OEA-MS12-280L	OEA-MS22-280L	OEA-MS12-280Z	OEA-MS12-280U
Appearance						
Description	Single door magnetic lock	Double door magnetic lock	L-bracket of magnetic lock, for OEA-ML12-280	L-bracket of magnetic lock, for OEA-ML22-280	Z-bracket of magnetic lock, for OEA-ML12/22-280	U-bracket of magnetic lock, for OEA-ML12/22-280
Maximum Thrust	280kg linear thrust	280kg linear thrust	-	-	-	-
Secure	Power off for unlocking	Power off for unlocking	-	-	-	-
Working Voltage	12 VDC	12 VDC	-	-	-	-
Working Current	400 mA	800 mA	-	-	-	-
Dimension of Body	241 mm×53mm ×27mm	482 mm×53mm ×27mm	-	-	-	-
Dimension of Armature Plate	157 mm×45mm ×13mm	157 mm×45mm ×13mm	-	-	-	-
Dimension of Bracket	-	-	240 mm×47mm ×29mm	482 mm×47mm ×29mm	180 mm×50mm ×50mm	180 mm×43mm ×28mm
Material	Eco-friendly zinc electroplating Operated	Eco-friendly zinc electroplating Operated	Aluminum alloy	Aluminum alloy	Aluminum alloy	Aluminum alloy
LED Indicator	Red (door is unlocked) green (door is Locked)	Red (door is unlocked) green (door is Locked)	-	-	-	-
Suitable Doors	Wooden door, glass door, metal door, fireproof door	Wooden door, glass door, metal door, fireproof door	Wooden door, metal door, fireproof door	Wooden door, metal door, fireproof door	Wooden door, metal door, fireproof door	Frameless glass door
Signal Output	Dry contact signal output, support Maximum power rate of 3A, NO Output while locking and NC output While unlocking	Dry contact signal output, support Maximum power rate of 3A, NO Output while locking and NC output While unlocking	-	-	-	-
Working Humidity	0 to 95% (relative humidity)	0 to 95% (relative humidity)	0 to 95% (relative humidity)	0 to 95% (relative humidity)	0 to 95% (relative humidity)	0 to 95% (relative humidity)
Working Temperature	-30℃ to +60℃	-30℃ to +60℃	-30℃ to +60℃	-30℃ to +60℃	-30℃ to +60℃	-30℃ to +60℃
Weight	2kg	4kg	0.17kg	0.34kg	0.34kg	0.32kg

Model	OEA-ML12-500	OEA-ML22-500	OEA-MS12-500L	OEA-MS22-500L	OEA-MS12-500Z
Appearance					
Description	Single door magnetic lock	Double door magnetic lock	L-bracket of magnetic lock, for OEA-ML12-500	L-bracket of magnetic lock, for OEA-ML22-500	Z-bracket of magnetic lock, for OEA-ML12/22-500
Maximum Thrust	500kg linear thrust	500kg linear thrust	-	-	-
Secure	Power off for unlocking	Power off for unlocking	-	-	-
Working Voltage	12 VDC	12 VDC	-	-	-
Working Current	450 mA	900 mA	-	-	-
Dimension of Body	265mm×73mm ×42mm	530mm×73mm ×42mm	-	-	-
Dimension of Armature Plate	185mm×63mm ×16mm	185mm×63mm ×16mm	-	-	-
Dimension of Bracket	-	-	265mm×72mm ×45mm	250mm×47mm×28.5 mm	185mm×70mm ×60mm
Material	Eco-friendly zinc electroplating Operated	Eco-friendly zinc electroplating Operated	Aluminum alloy	Aluminum alloy	Aluminum alloy
LED Indicator	Red (door is unlocked) green (door is Locked)	Red (door is unlocked) green (door is Locked)	-	-	-
Suitable Doors	Wooden door, glass door, metal door, fireproof door	Wooden door, glass door, metal door, fireproof door	Wooden door, metal door, fireproof door	Wooden door, metal door, fireproof door	Wooden door, metal door, fireproof door
Signal Output	Dry contact signal output, support Maximum power rate of 3A, NO Output while locking and NC output While	Dry contact signal output, support Maximum power rate of 3A, NO Output while locking and NC output While	-	-	-
Working Humidity	0 to 95% (relative humidity)	0 to 95% (relative humidity)	0 to 95% (relative humidity)	0 to 95% (relative humidity)	0 to 95% (relative humidity)
Working Temperature	-30℃ to +60℃	-30℃ to +60℃	-30℃ to +60℃	-30℃ to +60℃	-30℃ to +60℃
Weight	4.25kg	8.45kg	0.45kg	2.1kg	0.7kg

Door closer

Model	OEP-K13-65	OEP-K14-85
Appearance		
Description	65kg door closer	85kg door closer
Door weight	40~65kg	60~85kg
Door width	≤750mm	≤750mm
Close strength	EN2	EN2
Open angle	≤130°	≤130°
Life cycle	1 Million	1 Million
Working Humidity	0 to 95% (relative humidity)	0 to 95% (relative humidity)
Working Temperature	-30°C to +60°C	-30°C to +60°C
Dimensions (L×W×H)	206mm×72mm ×44.5mm	227mm×72mm ×46mm
Weight	1.25kg	1.5kg

Bracket & Waterproof Shell

Model	EP-CS573	EP-ZT573	EP-ZF1	EP-CS201	EP-CS201-F	EP_SC11
Appearance						
Description	Sunshade	Bracket for turnstile installation	Floor-stand bracket	Sunshade	Sunshade	Water-proof shell
Suitable device model	OET-573B-HM-R OET-573B-HMQR-WR	OET-573B-HM-R OET-573B-HMQR-WR	OET-573B-HM-R OET-573B-HMQR-WR	OEU-201B-HWK-W OEU-201S-HWK-W	OEU-201S-HWK-W	OET-251H-M
Material	PC plastic	Metal	Metal	Metal	Metal	PC plastic
Weight	0.032kg	0.6kg	7.75kg	303.9g	175.8g	75g
Dimensions	114mm×69mm×66mm	301mm×93mm×89mm	1444mm×300mm×280mm	179mm×83mm×50mm	178mm×83mm×34mm	177mm×94mm×45mm

SPEED GATE


Enduring Guard, Wide Adaptability

INTRODUCTION




Equipped with high-end DC brushless servo-motor, UNV speed gate has a long lifespan and has a ultra low operation noise, which making speed gate suitable for high-end applications, such as smart buildings and companies. Anti-tailgating and anti-clip function guarantee both users security and safety.

FEATURE

- DC brushless servo-motor, long lifespan, low noise
- High quality stainless steel shell
- Support anti-tailgating, anti-collision
- Support infrared anti-clip and mechanical anti-clip



Speed Gate

Model	OFG8501	OFG5311	OFG5312
Appearance			
Description	Swing Barrier	Tripod	Tripod
Power supply	220V input; 24VDC/3A, 12VDC/7A output	220V input; 24VDC/3A, 12VDC/7A output	220V input; 24VDC/3A, 12VDC/7A output
Interface	I/O×2	I/O×1	I/O×2, RS232×1
Motor	Brushless DC motor	/	/
IR Light Detectors	16 pairs	/	/
Throughput	20 to 60 persons per minute The actual throughput is affected by the person passing rate and passing method	20 to 30 persons per minute The actual throughput is affected by the person passing rate and passing method	20 to 30 persons per minute The actual throughput is affected by the person passing rate and passing method
MCBF	>6 million times	>3 million times	>3 million times
Stainless steel shell thickness	Top: 1.5mm, other area: 1.2mm	Top: 1.2mm, other area: 1.0mm	Top: 1.2mm, other area: 1.0mm
Barrier/Wings Material	10mm PMMA/stainless steel pipe	Stainless steel rod	Stainless steel rod
Weight	With packaging Left and right machine: 102 kg, Middle machine: 115kg Without packaging Left and right machine: 72 kg, Middle machine: 85 kg	With packaging Right machine: 38kg, left machine: 28kg Without packaging Right machine: 35kg, left machine: 25kg	With packaging Right machine: 30kg Without packaging Right machine: 33kg
Lane width	650 mm to 1050 mm	550mm	550mm
Dimension	1500mm×190mm×960mm	1200mm×220mm×980mm	980mm×430mm×320mm
Working Humidity	0 to 95% (relative humidity)	0 to 95% (relative humidity)	0 to 95% (relative humidity)
Working Temperature	-25°C to +70°C	20°C to +60°C (temperature control module required)	20°C to +60°C (temperature control module required)
Application environment	Indoor/Outdoor	Indoor/Outdoor	Indoor/Outdoor

LPR CAMERA

More Efficient License Plate Recognition

INTRODUCTION




UNV LPR camera is mainly used for license plate recognition at the entrance and exit. It adopts intelligent supplementary lighting system and supports all-weather HD imaging. It can capture clear vehicle pictures both at day and night.

FEATURE

- Suitable for park entrances and road scenarios
- Maximum vehicle speed support of 80 km/h
- Two models available: Infrared and White Light



Model	HC121@TS8CR-Z	HC121@TS8C-Z
Appearance		
Sensor	1/2.8" 2MP CMOS	
Focal length	4.7 to 47mm, motorized zoom	
Shutter	Auto/Manual, range: 1/25 to 1/100000 s	
Minimum illumination	0.001lux (F1.6)	
Fill light	IR	LED
Image collection format	1080P@25 (default), 1080P@30, 1080P@50, 1080P@60	
Resolution	Main stream: 1080P (default), 720P, D1 Sub stream: 720P (default), D1, 2CIF, CIF Third stream: D1 (default), 2CIF, CIF	
Frame rate	60, 50, 30, 25 (default), 22, 20, 18, 16, 15, 12.5, 10, 8, 6, 5, 4, 3, 2, 1	
Video compression	H.264 (default), H.265	
ROI	Supports up to 8 regions	
Video OSD	Supports 8 overlay areas and allows contents including date, time, date&time, zoom ratio, custom contents	
Image OSD	Supports 8 overlay areas and allows contents including time, license plate number, device ID, camera ID, allow list, image authentication ID, custom contents (3 items), location	
Application scenario	Vehicle speed ≤80km/h Supports simultaneous application to road and entry/exit scenes without switching	
List configuration	Supports allow list and block list configuration, each list allows 20,000 items Supports import, export, add, and delete operations	
Network interface	1 × 10M/100M RJ45	
Serial port	1 × RS485	
Boolean output	1 relay output, withstand voltage: AC 125V/0.3A, DC 30V/1A	
Boolean input	2 inputs, supports level/Boolean, with max level up to DC 5V	
Audio interface	1 × audio input, 1 × audio output	
Storage interface	1 × Micro SD card slot	
Power supply	DC12V + 25% - 10% Max. power consumption: 20W Supports PoE (802.3at, class 4)	
Dimensions (L×W×H)	386mm x 126mm x 130mm	
Weight	2kg	
Operating environment	-40 °C to 60 °C, ≤90% RH	
Ingress protection	IP67, IK10	

Model	PKC2630@Z28-IR-P	PKC2630@Z28-P	PKC2640@Z28-IR-P
Appearance			
Sensor	1/2.8" 3MP CMOS	1/2.8" 3MP CMOS	1/1.8" 4MP CMOS
Focal length	2.8 to 12mm, motorized zoom		
Shutter	Auto/Manual, range: 1/25 to 1/100000 s		
Minimum illumination	0.001lux (F1.6)		
Fill light	IR	LED	IR
Image collection format	2304*1296@30 (default), 2304*1296@25		2688*1520@30 (default), 2688*1520@25
Resolution	Main stream: 2304*1296, 1080P (default), 720P, D1; Sub stream: 720P (default), D1, 2CIF, CIF; Third stream: D1 (default), 2CIF, CIF		Main stream: 2688*1520, 1080P (default), 720P, D1; Sub stream: 720P (default), D1, 2CIF, CIF; Third stream: D1 (default), 2CIF, CIF
Frame rate	30 (default), 25, 22, 20, 18, 16, 15, 12.5, 10, 8, 6, 5, 4, 3, 2, 1		
Video compression	H.264 (default), H.265		
ROI	Supports up to 8 regions		
Video OSD	Supports 8 overlay areas and allows contents including date, time, date&time, zoom ratio, custom contents		
Image OSD	Supports 8 overlay areas and allows contents including time, license plate number, device ID, camera ID, allow list, image authentication ID, custom contents (3 items), location		
Application scenario	Vehicle speed ≤80km/h Supports simultaneous application to road and entry/exit scenes without switching		
List configuration	Supports allow list and block list configuration, each list allows 20,000 items Supports import, export, add, and delete operations		
Network interface	1 × 10M/100M RJ45		
Serial port	1 × RS485		
Boolean output	1 relay output, withstand voltage: AC 125V/0.3A, DC 30V/1A		
Boolean input	2 inputs, supports level/Boolean, with max level up to DC 5V		
Audio interface	1 × audio input, 1 × audio output		
Storage interface	1 × Micro SD card slot		
Power supply	DC12V + 25% - 10% Max. power consumption: 20W Supports PoE (802.3at, class 4)		
Dimensions (L×W×H)	406mm x 126mm x 130mm		
Weight	2.1kg		
Operating environment	-40°C to 60°C, ≤90% RH		
Ingress protection	IP67, IK10		

Model	PKC2640@Z28-P	PKC2640@Z80-IR-P	PKC2640@Z80-P
Appearance			
Sensor	1/1.8" 4MP CMOS	1/1.8" 4MP CMOS	1/1.8" 4MP CMOS
Focal length	2.8 to 12mm, motorized zoom	8 to 32mm, motorized zoom	8 to 32mm, motorized zoom
Shutter	Auto/Manual, range: 1/25 to 1/100000 s		
Minimum illumination	0.001lux (F1.6)		
Fill light	LED	IR	LED
Image collection format	2688*1520@30 (default), 2688*1520@25		
Resolution	Main stream: 2688*1520, 1080P (default), 720P, D1; Sub stream: 720P (default), D1, 2CIF, CIF; Third stream: D1 (default), 2CIF, CIF		
Frame rate	30 (default), 25, 22, 20, 18, 16, 15, 12.5, 10, 8, 6, 5, 4, 3, 2, 1		
Video compression	H.264 (default), H.265		
ROI	Supports up to 8 regions		
Video OSD	Supports 8 overlay areas and allows contents including date, time, date&time, zoom ratio, custom contents		
Image OSD	Supports 8 overlay areas and allows contents including time, license plate number, device ID, camera ID, allow list, image authentication ID, custom contents (3 items), location		
Application scenario	Vehicle speed ≤80km/h Supports simultaneous application to road and entry/exit scenes without switching		
List configuration	Supports allow list and block list configuration, each list allows 20,000 items Supports import, export, add, and delete operations		
Network interface	1 × 10M/100M RJ45		
Serial port	1 × RS485		
Boolean output	1 relay output, withstand voltage: AC 125V/0.3A, DC 30V/1A		
Boolean input	2 inputs, supports level/Boolean, with max level up to DC 5V		
Audio interface	1 × audio input, 1 × audio output		
Storage interface	1 × Micro SD card slot		
Power supply	DC12V + 25% - 10% Max. power consumption: 20W Supports PoE (802.3at, class 4)		
Dimensions (L×W×H)	406mm x 126mm x 130mm		
Weight	2.1kg		
Operating environment	-40℃ to 60℃, ≤90% RH		
Ingress protection	IP67, IK10		



global.uniview.com

Sales: overseasbusiness@uniview.com

Technical Support: globalsupport@uniview.com

2023.11

Disclaimer: All rights reserved, including final interpretation and content amendm